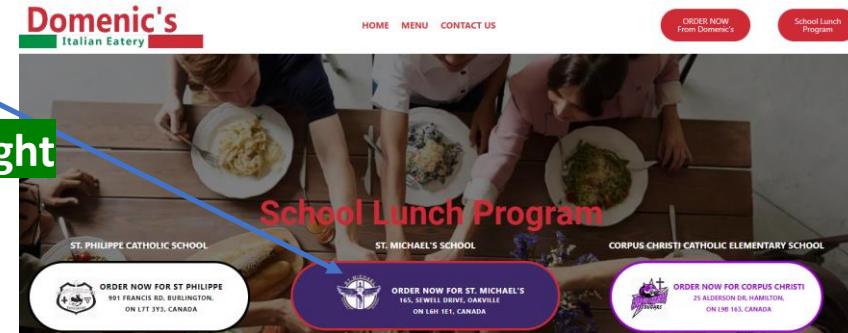


Step 1

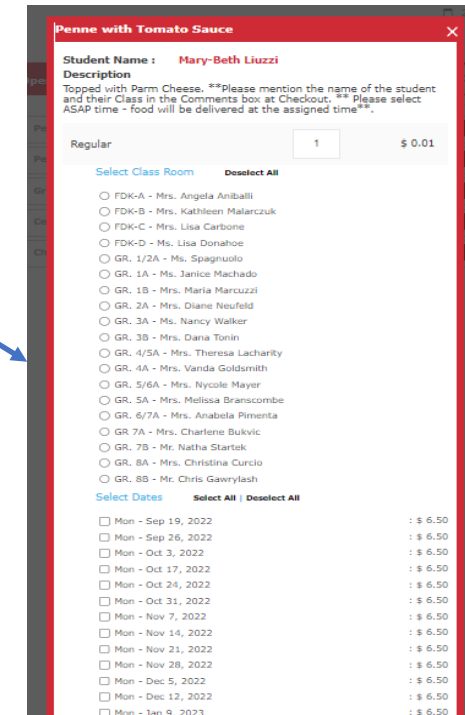
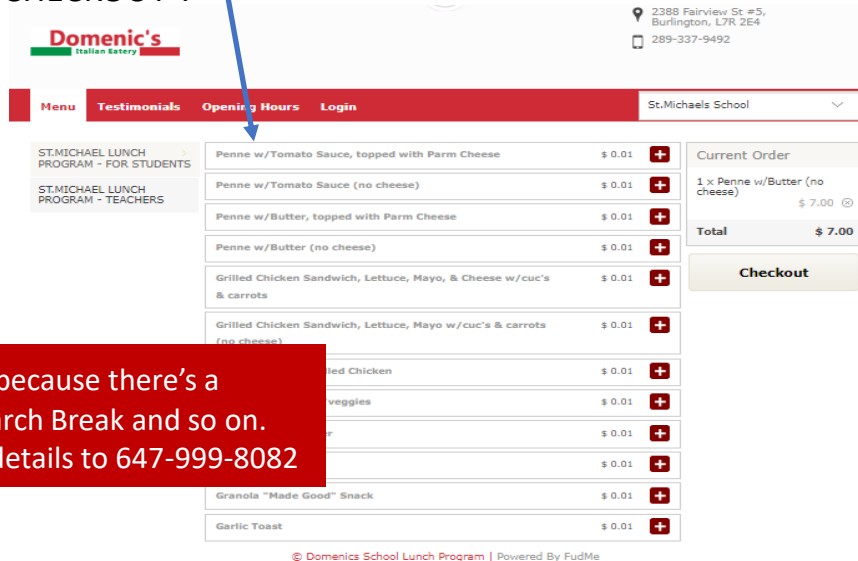
GO TO: www.domenics.ca and find **YOUR SCHOOL**.

Cut off for ordering is Sunday at midnight



Step 2

Choose your lunch, then your teacher, and the date you want that particular lunch. If you want another meal, another day, simply click ADD TO ORDER at the bottom of the screen & choose another lunch item. Once you are all done, click "CHECKOUT".



TIP: If a date is missing it's because there's a statutory holiday, PA day, March Break and so on. If your child is sick, text the details to 647-999-8082

Step 3

After checking out, you are then sent to the register/log-in screens. If you want to make changes are NOT satisfied click any menu item to make any changes & it will take you back to the ordering screen.

Step 4

Once your checkout process is done, the system will prompt you to the payment process. Complete in full & click **FINAL CHECKOUT**.

TIP: username is your cell phone # and password if you don't remember, simply click forgot password and it will text/email you to change your password.



IMPORTANT Information

647-999-8082 TEXT

289-337-9492 RESTAURANT

You will receive automated email confirmations, if you don't get one, the order has **NOT** been placed, call/text or TRY AGAIN.

If you've paid for lunch & your child is sick or unavailable, text us.

If you'd like to change one date for another, text us.

If you already ordered & your child wants to change a meal, text us.

If you've entered the wrong child's name or classroom, text us.

All refunds/changes will be completed within 48 hours.

If your request is urgent, call the restaurant 289-337-9492.

WE ARE HERE TO HELP so your child has a healthy lunch, on-time, every time.

THANK YOU